

Team 2: Team 2

Name	Avg HDCP		Pins	Gms	True Average	To Raise Avg +1	High Game	High Sers	HDCP Game	HDCP Sers	Most Improved Avg +/-	
Gavin L. Gibreal	113	87	2046	18	113.67	348	151	377	226	612	114	-0.33
Gage A. Holoubeck	111	89	2664	24	111.00	360	154	369	240	638	116	-5.00
Jake D. Stubbs	92	108	276	3	92.00	282	162	276	270	600		

Team History

Week No.	Bowling Date	Opp. Team	-1-	-2-	-3-	Total	Avg p/gm	Last Wk WON	Last Wk Lost	Points Won	Points Lost	High Game	High Sers	HDCP Game	HDCP Sers
1	09/02/25	1	391	498	460	1349	449	1	3	1	3	498	1349	849	2402
2	09/09/25	9	402	466	400	1268	436	2	2	3	5	498	1349	849	2402
3	09/16/25	3	435	475	436	1346	440	3	1	6	6	498	1349	849	2438
4	09/23/25	10	425	443	471	1339	441	4	0	10	6	498	1349	849	2438
5	09/30/25	6	418	412	448	1278	438	0	4	10	10	498	1349	849	2438
6	10/07/25	7	423	444	419	1286	437	0	4	10	14	498	1349	849	2438
7	10/14/25	8	470	427	428	1325	437	3	1	13	15	498	1349	849	2438
8	10/21/25	4	436	405	450	1291	436	0	4	13	19	498	1349	849	2438
9	10/28/25	5	0	0	0	0	436	0	4	13	23	498	1349	849	2438
10	11/04/25	1	0	0	0	0	436	0	4	13	27	498	1349	849	2438
11	11/11/25	9	0	0	0	0	436	0	4	13	31	498	1349	849	2438
12	11/18/25	3	0	0	0	0	436	0	4	13	35	498	1349	849	2438

End of 1st split

Gavin L. Gibreal's Bowling Record - Team 2: Team 2

Week No.	Bowling Date	Old Avg	Old HDCP					HDCP Total			---Average Change---				High Game	High Sers	HDCP Game	HDCP Sers
				-1-	-2-	-3-	Total		Pins	Gms	New	Old	----	+/-				
1	09/02/25	125	75	116	110	151	377	602	377	3	125.67	-	0.00	= 125.67	151	377	226	602
2	09/09/25	125	75	94	127	86	307	532	684	6	114.00	-	125.67	= -11.67	151	377	226	602
3	09/16/25	114	86	a114	a114	a114	342	600	684	6	114.00	-	114.00	= 0.00	151	377	226	602
4	09/23/25	114	86	102	127	105	334	592	1018	9	113.11	-	114.00	= -0.89	151	377	226	602
5	09/30/25	113	87	118	108	125	351	612	1369	12	114.08	-	113.11	= 0.97	151	377	226	612
6	10/07/25	114	86	a114	a114	a114	342	600	1369	12	114.08	-	114.08	= 0.00	151	377	226	612
7	10/14/25	114	86	117	122	113	352	610	1721	15	114.73	-	114.08	= 0.65	151	377	226	612
8	10/21/25	114	86	122	100	103	325	583	2046	18	113.67	-	114.73	= -1.07	151	377	226	612
9	10/28/25	113	0				0	0	2046	18	113.67	-	113.67	= 0.00	151	377	226	612
10	11/04/25	113	0				0	0	2046	18	113.67	-	113.67	= 0.00	151	377	226	612
11	11/11/25	113	0				0	0	2046	18	113.67	-	113.67	= 0.00	151	377	226	612
12	11/18/25	113	87				0	0	2046	18	113.67	-	113.67	= 0.00	151	377	226	612

End of 1st split

<100	100's	125's	150's	175's	200's	225's	250's	275's	300's
2	12	3	1						
<400	400's	450's	500's	550's	600's	650's	700's	750's	800's
6									

Avg of Game 1	Avg of Game 2	Avg of Game 3
111.50	115.67	113.83

High game of 151 on week 1

Low game of 86 on week 2

High series of 377 on week 1

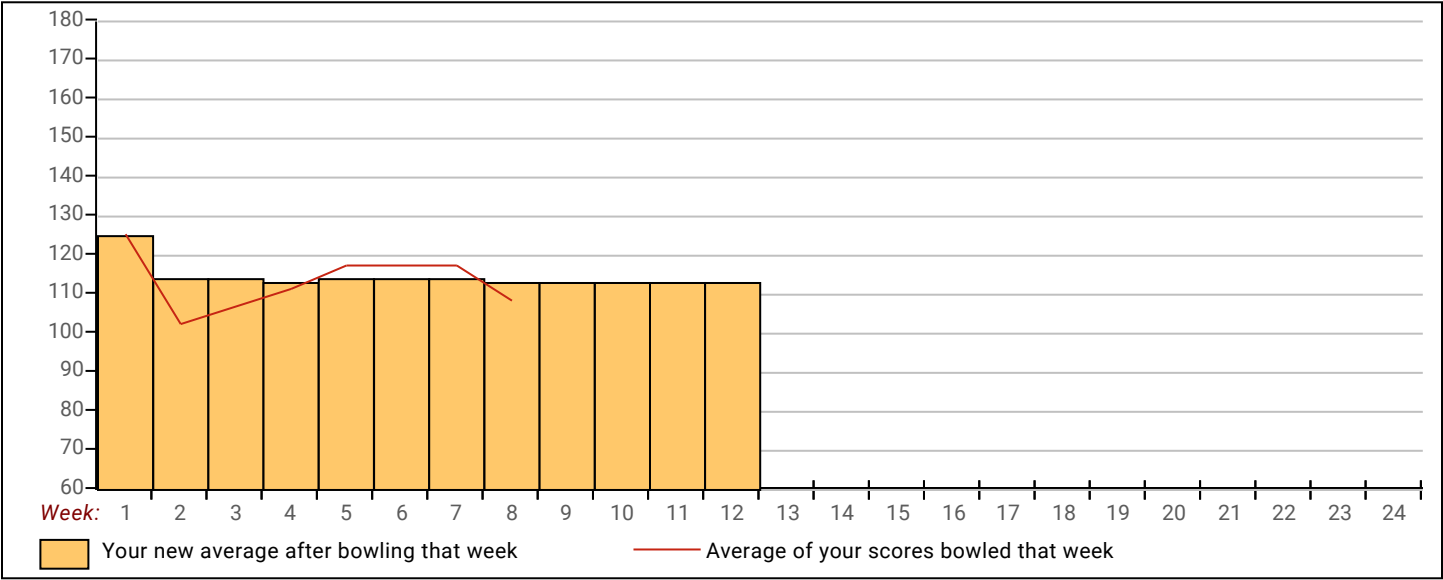
Low series of 307 on week 2

High average of 125.67 after bowling week 1

Low average of 113.11 after bowling week 4

High Scores by Game

Game #1: 122 on week 8 Game #2: 127 on week 2 Game #3: 151 on week 1



Gage A. Holoubeck's Bowling Record - Team 2: Team 2

Week No.	Bowling Date	Old Avg	Old HDCP					HDCP Total	Pins Gms		---Average Change---				High Game	High Sers	HDCP Game	HDCP Sers
				-1-	-2-	-3-	Total				New	Old	----	+/-				
1	09/02/25	112	88	122	106	108	336	600	336	3	112.00	-	0.00	= 112.00	122	336	210	600
2	09/09/25	112	88	96	127	102	325	589	661	6	110.17	-	112.00	= -1.83	127	336	215	600
3	09/16/25	110	90	109	149	110	368	638	1029	9	114.33	-	110.17	= 4.17	149	368	239	638
4	09/23/25	114	86	111	104	154	369	627	1398	12	116.50	-	114.33	= 2.17	154	369	240	638
5	09/30/25	116	84	88	92	111	291	543	1689	15	112.60	-	116.50	= -3.90	154	369	240	638
6	10/07/25	112	88	97	118	93	308	572	1997	18	110.94	-	112.60	= -1.66	154	369	240	638
7	10/14/25	110	90	141	93	103	337	607	2334	21	111.14	-	110.94	= 0.20	154	369	240	638
8	10/21/25	111	89	102	93	135	330	597	2664	24	111.00	-	111.14	= -0.14	154	369	240	638
9	10/28/25	111	0				0	0	2664	24	111.00	-	111.00	= 0.00	154	369	240	638
10	11/04/25	111	0				0	0	2664	24	111.00	-	111.00	= 0.00	154	369	240	638
11	11/11/25	111	0				0	0	2664	24	111.00	-	111.00	= 0.00	154	369	240	638
12	11/18/25	111	89				0	0	2664	24	111.00	-	111.00	= 0.00	154	369	240	638

End of 1st split

<100	100's	125's	150's	175's	200's	225's	250's	275's	300's
7	12	4	1						
<400	400's	450's	500's	550's	600's	650's	700's	750's	800's
8									

Avg of Game 1	Avg of Game 2	Avg of Game 3
108.25	110.25	114.50

High game of 154 on week 4

Low game of 88 on week 5

High series of 369 on week 4

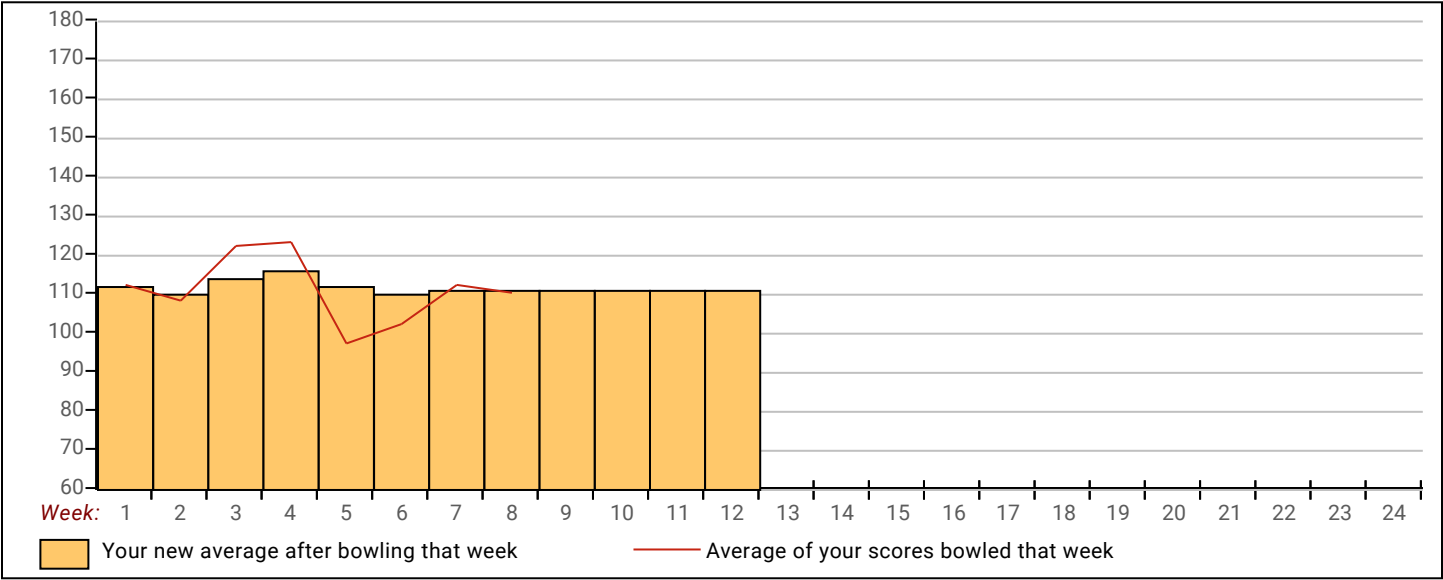
Low series of 291 on week 5

High average of 116.50 after bowling week 4

Low average of 110.17 after bowling week 2

High Scores by Game

Game #1: 141 on week 7 Game #2: 149 on week 3 Game #3: 154 on week 4



Jake D. Stubbs's Bowling Record - Team 2: Team 2

Week No.	Bowling Date	Old Avg	Old HDCP					HDCP Total	Pins Gms		---Average Change---				High Game	High Sers	HDCP Game	HDCP Sers
				-1-	-2-	-3-	Total				New	Old	----	+/-				
1	09/02/25	92	108	33	162	81	276	600	276	3	92.00	-	0.00	= 92.00	162	276	270	600
2	09/09/25	92	108	a92	a92	a92	276	600	276	3	92.00	-	92.00	= 0.00	162	276	270	600
3	09/16/25	92	108	a92	a92	a92	276	600	276	3	92.00	-	92.00	= 0.00	162	276	270	600
4	09/23/25	92	108	a92	a92	a92	276	600	276	3	92.00	-	92.00	= 0.00	162	276	270	600
5	09/30/25	92	108	a92	a92	a92	276	600	276	3	92.00	-	92.00	= 0.00	162	276	270	600
6	10/07/25	92	108	a92	a92	a92	276	600	276	3	92.00	-	92.00	= 0.00	162	276	270	600
7	10/14/25	92	108	a92	a92	a92	276	600	276	3	92.00	-	92.00	= 0.00	162	276	270	600
8	10/21/25	92	108	a92	a92	a92	276	600	276	3	92.00	-	92.00	= 0.00	162	276	270	600
9	10/28/25	92	0				0	0	276	3	92.00	-	92.00	= 0.00	162	276	270	600
10	11/04/25	92	0				0	0	276	3	92.00	-	92.00	= 0.00	162	276	270	600
11	11/11/25	92	0				0	0	276	3	92.00	-	92.00	= 0.00	162	276	270	600
12	11/18/25	92	108				0	0	276	3	92.00	-	92.00	= 0.00	162	276	270	600

End of 1st split

<100	100's	125's	150's	175's	200's	225's	250's	275's	300's
2			1						
<400	400's	450's	500's	550's	600's	650's	700's	750's	800's
1									

Avg of Game 1	Avg of Game 2	Avg of Game 3
33.00	162.00	81.00

High game of 162 on week 1

Low game of 33 on week 1

High series of 276 on week 1

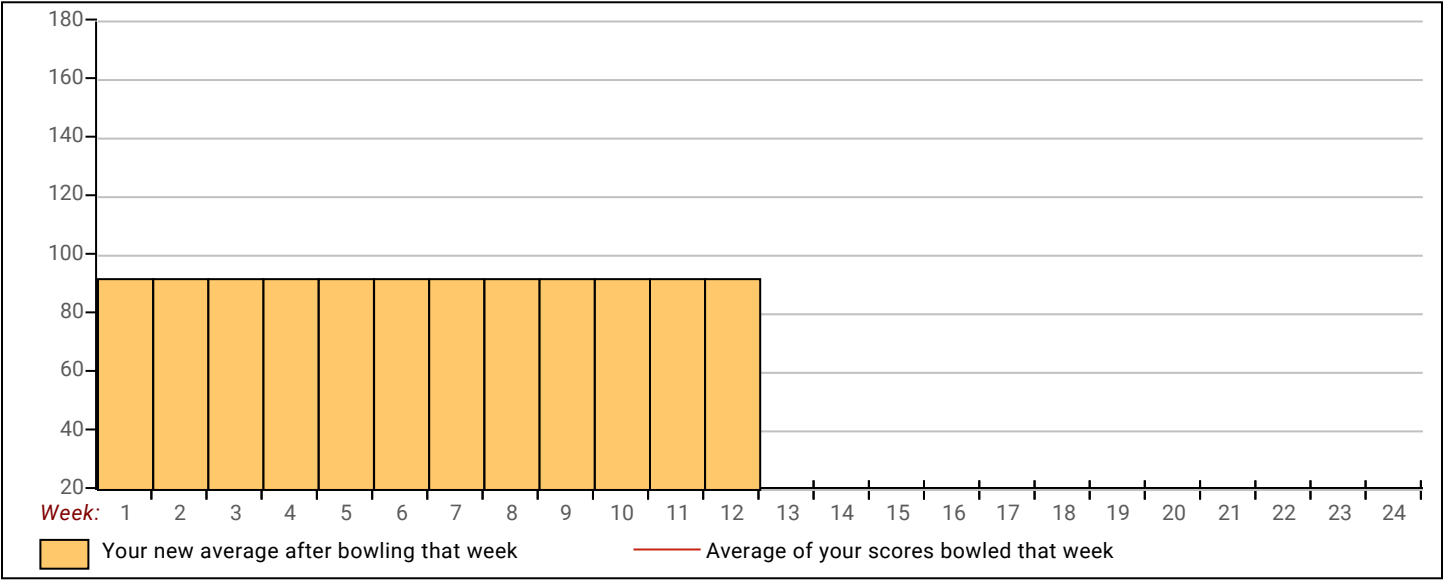
Low series of 276 on week 1

High average of 92.00 after bowling week 1

Low average of 92.00 after bowling week 1

High Scores by Game

Game #1: 33 on week 1 Game #2: 162 on week 1 Game #3: 81 on week 1



VACANT 's Bowling Record - Team 2: Team 2

Week No.	Bowling Date	Old Avg	Old HDCP	-1-	-2-	-3-	Total	HDCP Total	Pins	Gms	---Average Change---			High Game	High Sers	HDCP Game	HDCP Sers
											New	Old	+/-				
1	09/02/25	0	0				0	0	0	0	-	0.00	=	0.00	0	0	
2	09/09/25	0	0				0	0	0	0	-	0.00	=	0.00	0	0	
3	09/16/25	0	0				0	0	0	0	-	0.00	=	0.00	0	0	
4	09/23/25	0	0				0	0	0	0	-	0.00	=	0.00	0	0	
5	09/30/25	0	0				0	0	0	0	-	0.00	=	0.00	0	0	
6	10/07/25	0	0				0	0	0	0	-	0.00	=	0.00	0	0	
7	10/14/25	0	0				0	0	0	0	-	0.00	=	0.00	0	0	
8	10/21/25	0	0				0	0	0	0	-	0.00	=	0.00	0	0	
9	10/28/25	0	0				0	0	0	0	-	0.00	=	0.00	0	0	
10	11/04/25	120	0				0	0	0	0	-	0.00	=	0.00	0	0	
11	11/11/25	120	0				0	0	0	0	-	0.00	=	0.00	0	0	
12	11/18/25	120	80				0	0	0	0	-	0.00	=	0.00	0	0	

End of 1st split

- <100

100's

125's

150's

175's

200's

225's

250's

275's

300's
- <400

400's

450's

500's

550's

600's

650's

700's

750's

800's

Avg of Game 1 Avg of Game 2 Avg of Game 3

High game of 0 on week 1

High series of 0 on week 1

High average of 0.00 after bowling week 12

Low game of 0 on week 1

Low series of 0 on week 1

Low average of 0.00 after bowling week 12

High Scores by Game

Game #1: 0 on week 1 Game #2: 0 on week 1 Game #3: 0 on week 1

