

Note: This report includes information through April 15 which is Week 29 of 29

Team 9: The Strikerz

Name	Avg HDCP		Pins	Gms	True Average	To Raise Avg +1	High Game	High Sers	HDCP Game	HDCP Sers	Most Improved Avg +/-	
Mallory G. Stubbs	108	92	4230	39	108.46	348	171	379	269	673	100	+8.46
Rozalyn G. Warrington	79	121	3112	39	79.79	248	113	284	238	666	77	+2.79
Emma G. Stickney	97	103	3783	39	97.00	333	133	320	237	647	92	+5.00
Arabella H. McKenzie	65	135	2361	36	65.58	213	121	293	259	707	57	+8.58

Team History

Week No.	Bowling Date	Opp. Team	-1-	-2-	-3-	Total	Avg p/gm	Last Wk WON	Last Wk Lost	Points Won	Points Lost	High Game	High Sers	HDCP Game	HDCP Sers
1	08/27/24	1	0	0	0	0		0	0	0	0	0	0	0	0
The team was removed this week.															
2	09/03/24	1	0	0	0	0		0	0	0	0	0	0	0	0
3	09/10/24	1	0	0	0	0		0	0	0	0	0	0	0	0
4	09/17/24	1	0	0	0	0		0	0	0	0	0	0	0	0
5	09/24/24	1	0	0	0	0		0	0	0	0	0	0	0	0
6	10/01/24	1	0	0	0	0		0	0	0	0	0	0	0	0
7	10/08/24	1	0	0	0	0		0	0	0	0	0	0	0	0
8	10/15/24	1	0	0	0	0		0	0	0	0	0	0	0	0
9	10/22/24	1	0	0	0	0		0	0	0	0	0	0	0	0
10	10/29/24	1	0	0	0	0		0	0	0	0	0	0	0	0
11	11/05/24	1	0	0	0	0		0	0	0	0	0	0	0	0
12	11/12/24	1	0	0	0	0		0	0	0	0	0	0	0	0
13	11/19/24	1	0	0	0	0		0	0	0	0	0	0	0	0
14	11/26/24	1	0	0	0	0		0	0	0	0	0	0	0	0
15	12/03/24	1	0	0	0	0		0	0	0	0	0	0	0	0

End of 1st split

16	01/07/25	1	0	0	0	0		0	0	0	0	0	0	0	0
The team was added this week.															
17	01/14/25	10	307	351	294	952	317	4	0	4	0	351	952	835	2404
18	01/21/25	4	243	333	302	878	305	3	1	7	1	351	952	835	2404
19	01/28/25	10	351	332	340	1023	317	4	0	11	1	351	1023	848	2514
20	02/04/25	2	367	383	332	1082	327	4	0	15	1	383	1082	868	2537
21	02/11/25	8	370	363	340	1073	333	3	1	18	2	383	1082	868	2537
22	02/25/25	6	344	371	375	1090	338	4	0	22	2	383	1090	868	2537
23	03/04/25	10	359	400	341	1100	342	3	1	25	3	400	1100	868	2537
24	03/11/25	11	404	345	349	1098	345	3	1	28	4	404	1100	868	2537
25	03/18/25	3	363	345	351	1059	346	0	4	28	8	404	1100	868	2537
26	03/25/25	2	355	308	361	1024	345	1	3	29	11	404	1100	868	2537
27	04/01/25	7	351	342	370	1063	346	1	3	32	12	404	1100	868	2537
28	04/08/25	5	411	324	348	1083	347	2	2	34	14	411	1100	868	2537
29	04/15/25	1	381	390	376	1147	350	4	0	38	14	411	1147	868	2537

End of 2nd split

Note: This report includes information through April 15 which is Week 29 of 29

Mallory G. Stubbs's Bowling Record - Team 9: The Strikerz

Week No.	Bowling Date	Old Avg	Old HDCP	-1-	-2-	-3-	Total	HDCP Total	Pins	Gms	---Average Change---			High Game	High Sers	HDCP Game	HDCP Sers
											New	- Old	---> +/-				
1	08/27/24	0	0				0	0	0	0	-	0.00	= 0.00	0	0		
2	09/03/24	0	0				0	0	0	0	-	0.00	= 0.00	0	0		
3	09/10/24	0	0				0	0	0	0	-	0.00	= 0.00	0	0		
4	09/17/24	0	0				0	0	0	0	-	0.00	= 0.00	0	0		
5	09/24/24	0	0				0	0	0	0	-	0.00	= 0.00	0	0		
6	10/01/24	0	0				0	0	0	0	-	0.00	= 0.00	0	0		
7	10/08/24	0	0				0	0	0	0	-	0.00	= 0.00	0	0		
8	10/15/24	0	0				0	0	0	0	-	0.00	= 0.00	0	0		
9	10/22/24	0	0				0	0	0	0	-	0.00	= 0.00	0	0		
10	10/29/24	0	0				0	0	0	0	-	0.00	= 0.00	0	0		
11	11/05/24	0	0				0	0	0	0	-	0.00	= 0.00	0	0		
12	11/12/24	0	0				0	0	0	0	-	0.00	= 0.00	0	0		
13	11/19/24	0	0				0	0	0	0	-	0.00	= 0.00	0	0		
14	11/26/24	0	0				0	0	0	0	-	0.00	= 0.00	0	0		
15	12/03/24	0	0				0	0	0	0	-	0.00	= 0.00	0	0		

End of 1st split

16	01/07/25	0	0				0	0	0	0	-	0.00	= 0.00	0	0		
17	01/14/25	120	80	105	147	109	361	601	361	3	120.33	- 0.00	= 120.33	147	361	227	601
18	01/21/25	120	80	72	101	94	267	507	628	6	104.67	- 120.33	= -15.67	147	361	227	601
19	01/28/25	104	96	87	99	98	284	572	912	9	101.33	- 104.67	= -3.33	147	361	227	601
20	02/04/25	101	99	95	102	101	298	595	1210	12	100.83	- 101.33	= -0.50	147	361	227	601
21	02/11/25	100	100	118	95	78	291	591	1501	15	100.07	- 100.83	= -0.77	147	361	227	601
22	02/25/25	100	100	92	114	137	343	643	1844	18	102.44	- 100.07	= 2.38	147	361	237	643
23	03/04/25	102	98	95	171	113	379	673	2223	21	105.86	- 102.44	= 3.41	171	379	269	673
24	03/11/25	105	95	126	108	98	332	617	2555	24	106.46	- 105.86	= 0.60	171	379	269	673
25	03/18/25	106	94	135	115	100	350	632	2905	27	107.59	- 106.46	= 1.13	171	379	269	673
26	03/25/25	107	93	117	111	104	332	611	3237	30	107.90	- 107.59	= 0.31	171	379	269	673
27	04/01/25	107	93	86	95	106	287	566	3524	33	106.79	- 107.90	= -1.11	171	379	269	673
28	04/08/25	106	94	133	106	123	362	644	3886	36	107.94	- 106.79	= 1.16	171	379	269	673
29	04/15/25	107	93	140	103	101	344	623	4230	39	108.46	- 107.94	= 0.52	171	379	269	673

End of 2nd split

<100	100's	125's	150's	175's	200's	225's	250's	275's	300's
13	19	6	1						
<400	400's	450's	500's	550's	600's	650's	700's	750's	800's
13									

Avg of Game 1	Avg of Game 2	Avg of Game 3
107.77	112.85	104.77

High game of 171 on week 23

Low game of 72 on week 18

High series of 379 on week 23

Low series of 267 on week 18

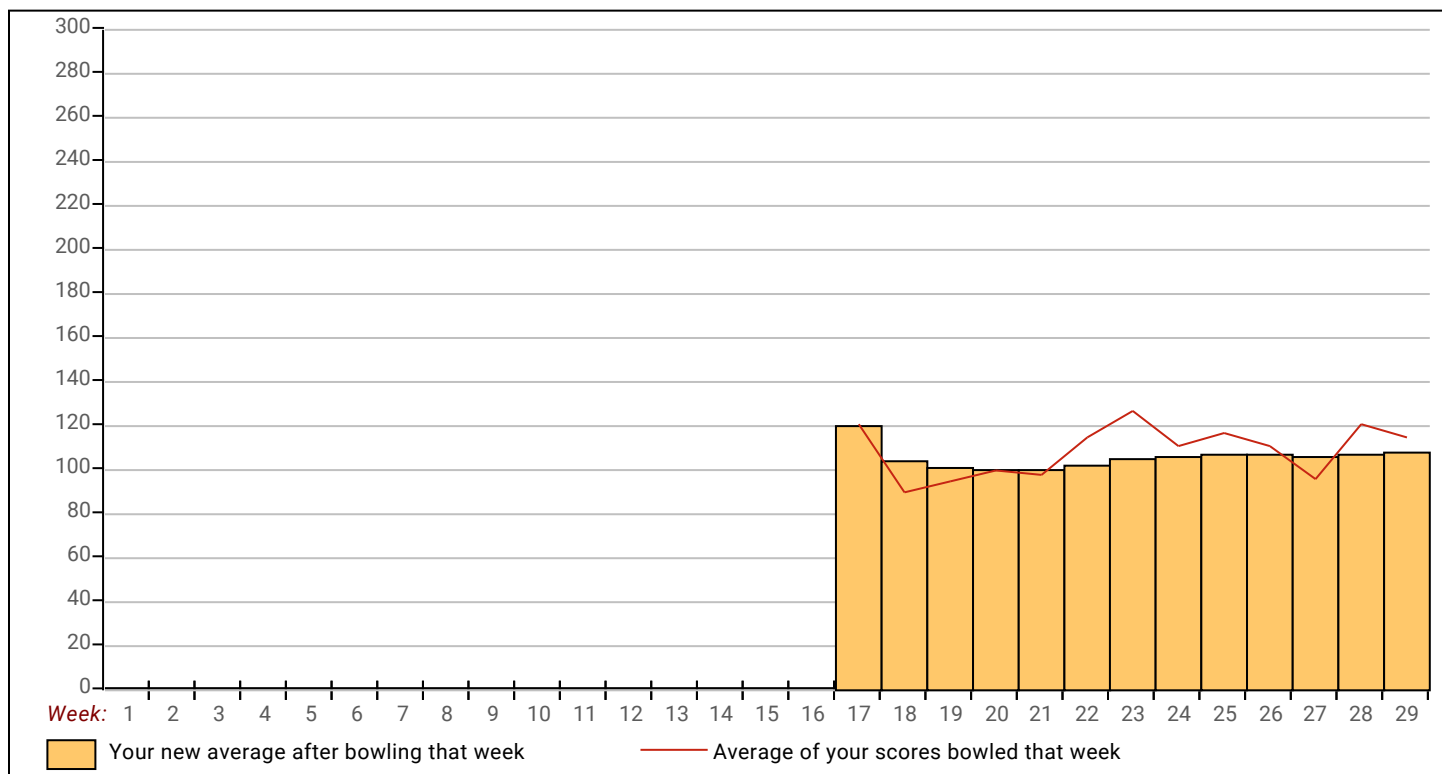
High average of 120.33 after bowling week 17

Low average of 100.07 after bowling week 21

High Scores by Game

Game #1: 140 on week 29 Game #2: 171 on week 23 Game #3: 137 on week 22

Note: This report includes information through April 15 which is Week 29 of 29



Note: This report includes information through April 15 which is Week 29 of 29

Rozalyn G. Warrington's Bowling Record - Team 9: The Strikerz

Week No.	Bowling Date	Old Avg	Old HDCP	-1-	-2-	-3-	Total	HDCP Total	Pins	Gms	---Average Change---			High Game	High Sers	HDCP Game	HDCP Sers
											New	Old	---> +/-				
1	08/27/24	0	0				0	0	0	0	-	0.00	= 0.00	0	0		
2	09/03/24	0	0				0	0	0	0	-	0.00	= 0.00	0	0		
3	09/10/24	0	0				0	0	0	0	-	0.00	= 0.00	0	0		
4	09/17/24	0	0				0	0	0	0	-	0.00	= 0.00	0	0		
5	09/24/24	0	0				0	0	0	0	-	0.00	= 0.00	0	0		
6	10/01/24	0	0				0	0	0	0	-	0.00	= 0.00	0	0		
7	10/08/24	0	0				0	0	0	0	-	0.00	= 0.00	0	0		
8	10/15/24	0	0				0	0	0	0	-	0.00	= 0.00	0	0		
9	10/22/24	0	0				0	0	0	0	-	0.00	= 0.00	0	0		
10	10/29/24	0	0				0	0	0	0	-	0.00	= 0.00	0	0		
11	11/05/24	0	0				0	0	0	0	-	0.00	= 0.00	0	0		
12	11/12/24	0	0				0	0	0	0	-	0.00	= 0.00	0	0		
13	11/19/24	0	0				0	0	0	0	-	0.00	= 0.00	0	0		
14	11/26/24	0	0				0	0	0	0	-	0.00	= 0.00	0	0		
15	12/03/24	0	0				0	0	0	0	-	0.00	= 0.00	0	0		

End of 1st split

16	01/07/25	0	0				0	0	0	0	-	0.00	= 0.00	0	0		
17	01/14/25	60	140	61	76	44	181	601	181	3	60.33	- 0.00	= 60.33	76	181	216	601
18	01/21/25	60	140	52	98	67	217	637	398	6	66.33	- 60.33	= 6.00	98	217	238	637
19	01/28/25	66	134	74	103	87	264	666	662	9	73.56	- 66.33	= 7.22	103	264	238	666
20	02/04/25	73	127	103	88	72	263	644	925	12	77.08	- 73.56	= 3.53	103	264	238	666
21	02/11/25	77	123	75	113	91	279	648	1204	15	80.27	- 77.08	= 3.18	113	279	238	666
22	02/25/25	80	120	82	57	83	222	582	1426	18	79.22	- 80.27	= -1.04	113	279	238	666
23	03/04/25	79	121	82	71	81	234	597	1660	21	79.05	- 79.22	= -0.17	113	279	238	666
24	03/11/25	79	121	103	68	113	284	647	1944	24	81.00	- 79.05	= 1.95	113	284	238	666
25	03/18/25	81	119	62	64	92	218	575	2162	27	80.07	- 81.00	= -0.93	113	284	238	666
26	03/25/25	80	120	76	70	76	222	582	2384	30	79.47	- 80.07	= -0.61	113	284	238	666
27	04/01/25	79	121	99	58	95	252	615	2636	33	79.88	- 79.47	= 0.41	113	284	238	666
28	04/08/25	79	121	76	91	74	241	604	2877	36	79.92	- 79.88	= 0.04	113	284	238	666
29	04/15/25	79	121	89	78	68	235	598	3112	39	79.79	- 79.92	= -0.12	113	284	238	666

End of 2nd split

<u><100</u>	<u>100's</u>	<u>125's</u>	<u>150's</u>	<u>175's</u>	<u>200's</u>	<u>225's</u>	<u>250's</u>	<u>275's</u>	<u>300's</u>
34	5								
<u><400</u>	<u>400's</u>	<u>450's</u>	<u>500's</u>	<u>550's</u>	<u>600's</u>	<u>650's</u>	<u>700's</u>	<u>750's</u>	<u>800's</u>
13									

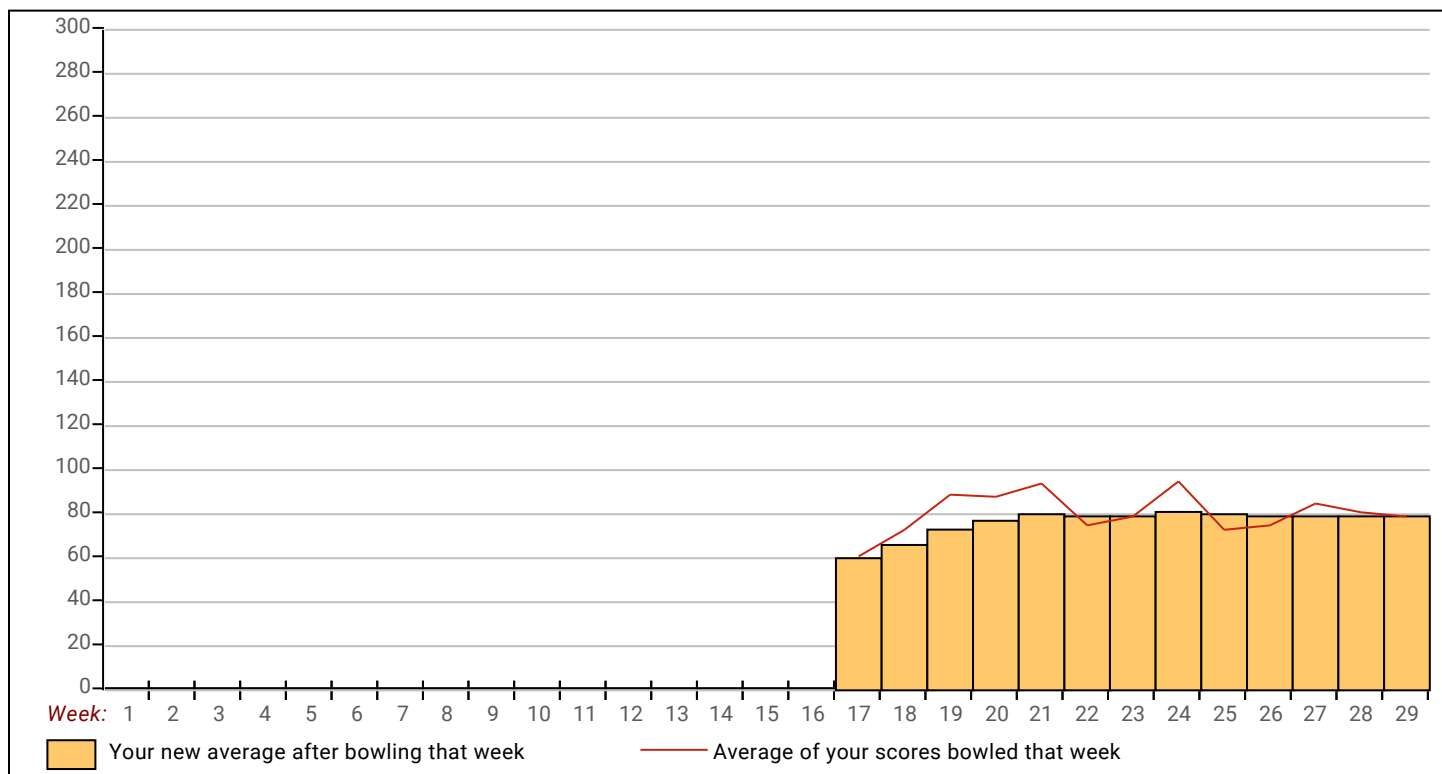
<u>Avg of Game 1</u>	<u>Avg of Game 2</u>	<u>Avg of Game 3</u>
79.54	79.62	80.23

High game of 113 on week 21 High series of 284 on week 24 High average of 81.00 after bowling week 24
 Low game of 44 on week 17 Low series of 181 on week 17 Low average of 60.33 after bowling week 17

High Scores by Game

Game #1: 103 on week 20 Game #2: 113 on week 21 Game #3: 113 on week 24

Note: This report includes information through April 15 which is Week 29 of 29



Note: This report includes information through April 15 which is Week 29 of 29

Emma G. Stickney's Bowling Record - Team 9: The Strikerz

Week No.	Bowling Date	Old Avg	Old HDCP	-1-	-2-	-3-	Total	HDCP Total	Pins	Gms	---Average Change---			High Game	High Sers	HDCP Game	HDCP Sers
											New	Old	---> +/-				
1	08/27/24	0	0				0	0	0	0	-	0.00	= 0.00	0	0		
2	09/03/24	0	0				0	0	0	0	-	0.00	= 0.00	0	0		
3	09/10/24	0	0				0	0	0	0	-	0.00	= 0.00	0	0		
4	09/17/24	0	0				0	0	0	0	-	0.00	= 0.00	0	0		
5	09/24/24	0	0				0	0	0	0	-	0.00	= 0.00	0	0		
6	10/01/24	0	0				0	0	0	0	-	0.00	= 0.00	0	0		
7	10/08/24	0	0				0	0	0	0	-	0.00	= 0.00	0	0		
8	10/15/24	0	0				0	0	0	0	-	0.00	= 0.00	0	0		
9	10/22/24	0	0				0	0	0	0	-	0.00	= 0.00	0	0		
10	10/29/24	0	0				0	0	0	0	-	0.00	= 0.00	0	0		
11	11/05/24	0	0				0	0	0	0	-	0.00	= 0.00	0	0		
12	11/12/24	0	0				0	0	0	0	-	0.00	= 0.00	0	0		
13	11/19/24	0	0				0	0	0	0	-	0.00	= 0.00	0	0		
14	11/26/24	0	0				0	0	0	0	-	0.00	= 0.00	0	0		
15	12/03/24	0	0				0	0	0	0	-	0.00	= 0.00	0	0		

End of 1st split																	
16	01/07/25	0	0				0	0	0	0	-	0.00	= 0.00	0	0		
17	01/14/25	81	119	83	78	83	244	601	244	3	81.33	- 0.00	= 81.33	83	244	202	601
18	01/21/25	81	119	72	85	99	256	613	500	6	83.33	- 81.33	= 2.00	99	256	218	613
19	01/28/25	83	117	115	68	113	296	647	796	9	88.44	- 83.33	= 5.11	115	296	232	647
20	02/04/25	88	112	96	123	91	310	646	1106	12	92.17	- 88.44	= 3.72	123	310	235	647
21	02/11/25	92	108	111	105	104	320	644	1426	15	95.07	- 92.17	= 2.90	123	320	235	647
22	02/25/25	95	105	113	85	105	303	618	1729	18	96.06	- 95.07	= 0.99	123	320	235	647
23	03/04/25	96	104	116	92	91	299	611	2028	21	96.57	- 96.06	= 0.52	123	320	235	647
24	03/11/25	96	104	85	83	88	256	568	2284	24	95.17	- 96.57	= -1.40	123	320	235	647
25	03/18/25	95	105	121	105	86	312	627	2596	27	96.15	- 95.17	= 0.98	123	320	235	647
26	03/25/25	96	104	100	65	119	284	596	2880	30	96.00	- 96.15	= -0.15	123	320	235	647
----- Week 27 was bowled after week 28 -----																	
27	04/01/25	96	104	95	123	101	319	631	2880	30	96.00	- 0.00	= 96.00	123	320	323	919
Scores were bowled after week 28 for weeks: 27																	
28	04/08/25	96	104	133	77	99	309	621	3508	36	97.44	- 96.00	= 1.44	133	320	237	647
29	04/15/25	97	103	75	114	86	275	584	3783	39	97.00	- 97.44	= -0.44	133	320	237	647

End of 2nd split																	
------------------	--	--	--	--	--	--	--	--	--	--	--	--	--	--	--	--	--

<100	100's	125's	150's	175's	200's	225's	250's	275's	300's
22	16	1							
<400	400's	450's	500's	550's	600's	650's	700's	750's	800's
13									

Avg of Game 1	Avg of Game 2	Avg of Game 3
101.15	92.54	97.31

High game of 133 on week 28

Low game of 65 on week 26

High series of 320 on week 21

Low series of 244 on week 17

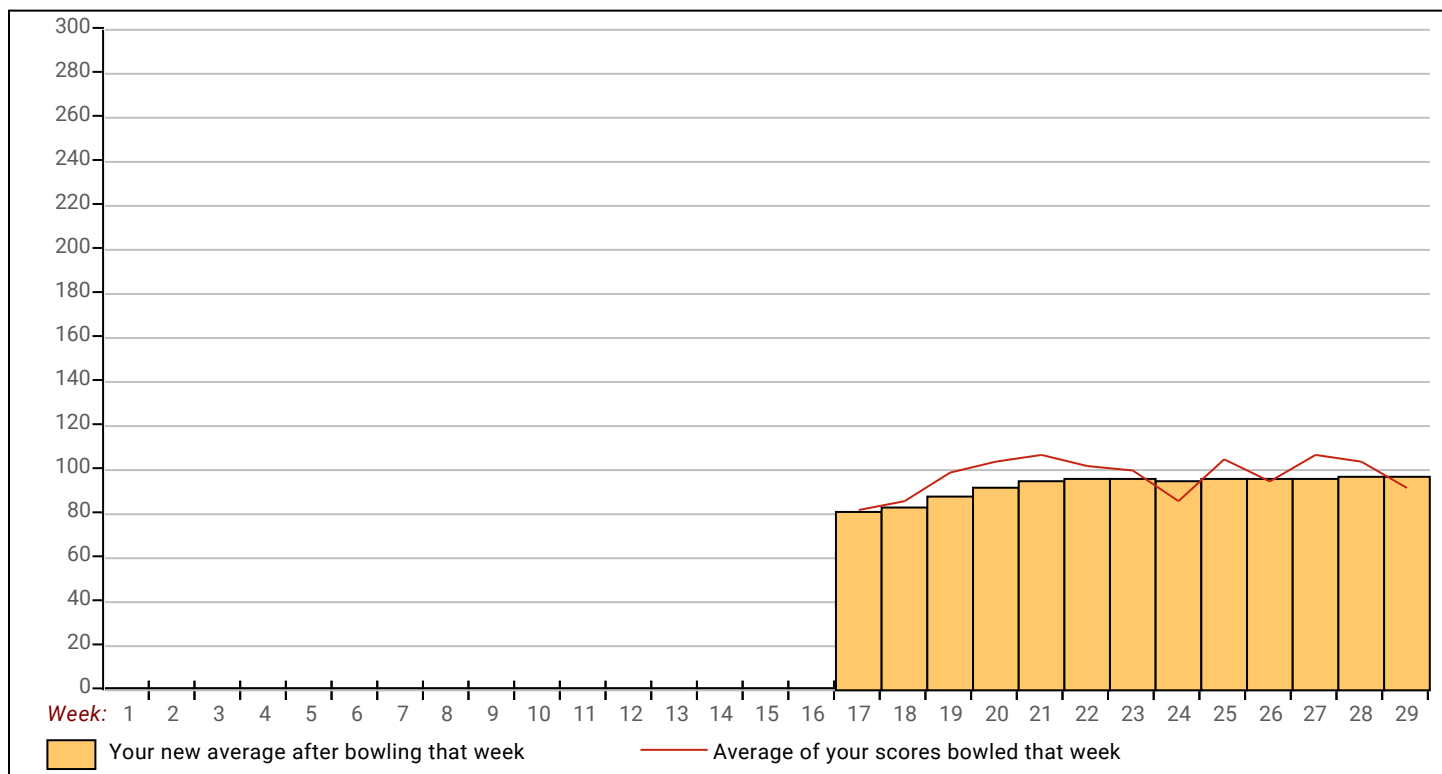
High average of 97.44 after bowling week 28

Low average of 81.33 after bowling week 17

High Scores by Game

Game #1: 133 on week 28 Game #2: 123 on week 20 Game #3: 119 on week 26

Note: This report includes information through April 15 which is Week 29 of 29



Note: This report includes information through April 15 which is Week 29 of 29

Arabella H. McKenzie's Bowling Record - Team 9: The Strikerz

Week No.	Bowling Date	Old Avg	Old HDCP	-1-	-2-	-3-	Total	HDCP Total	Pins	Gms	---Average Change---			High Game	High Sers	HDCP Game	HDCP Sers
											New	- Old	----> +/-				
1	08/27/24	0	0				0	0	0	0	-	0.00	= 0.00	0	0		
2	09/03/24	0	0				0	0	0	0	-	0.00	= 0.00	0	0		
3	09/10/24	0	0				0	0	0	0	-	0.00	= 0.00	0	0		
4	09/17/24	0	0				0	0	0	0	-	0.00	= 0.00	0	0		
5	09/24/24	0	0				0	0	0	0	-	0.00	= 0.00	0	0		
6	10/01/24	0	0				0	0	0	0	-	0.00	= 0.00	0	0		
7	10/08/24	0	0				0	0	0	0	-	0.00	= 0.00	0	0		
8	10/15/24	0	0				0	0	0	0	-	0.00	= 0.00	0	0		
9	10/22/24	0	0				0	0	0	0	-	0.00	= 0.00	0	0		
10	10/29/24	0	0				0	0	0	0	-	0.00	= 0.00	0	0		
11	11/05/24	0	0				0	0	0	0	-	0.00	= 0.00	0	0		
12	11/12/24	0	0				0	0	0	0	-	0.00	= 0.00	0	0		
13	11/19/24	0	0				0	0	0	0	-	0.00	= 0.00	0	0		
14	11/26/24	0	0				0	0	0	0	-	0.00	= 0.00	0	0		
15	12/03/24	0	0				0	0	0	0	-	0.00	= 0.00	0	0		

End of 1st split

16	01/07/25	0	0				0	0	0	0	-	0.00	= 0.00	0	0		
17	01/14/25	55	145	58	50	58	166	601	166	3	55.33	- 0.00	= 55.33	58	166	203	601
18	01/21/25	55	145	47	49	42	138	573	304	6	50.67	- 55.33	= -4.67	58	166	203	601
19	01/28/25	50	150	75	62	42	179	629	483	9	53.67	- 50.67	= 3.00	75	179	225	629
20	02/04/25	53	147	73	70	68	211	652	694	12	57.83	- 53.67	= 4.17	75	211	225	652
21	02/11/25	57	143	66	50	67	183	612	877	15	58.47	- 57.83	= 0.63	75	211	225	652
22	02/25/25	58	142	57	115	50	222	648	1099	18	61.06	- 58.47	= 2.59	115	222	257	652
23	03/04/25	61	139	66	66	56	188	605	1287	21	61.29	- 61.06	= 0.23	115	222	257	652
24	03/11/25	61	139	90	86	50	226	643	1513	24	63.04	- 61.29	= 1.76	115	226	257	652
25	03/18/25	63	137	45	61	73	179	590	1692	27	62.67	- 63.04	= -0.37	115	226	257	652
26	03/25/25	62	138	a62	a62	a62	186	600	1692	27	62.67	- 62.67	= 0.00	115	226	257	652
27	04/01/25	62	138	71	66	68	205	619	1897	30	63.23	- 62.67	= 0.57	115	226	257	652
28	04/08/25	63	137	69	50	52	171	582	2068	33	62.67	- 63.23	= -0.57	115	226	257	652
29	04/15/25	62	138	77	95	121	293	707	2361	36	65.58	- 62.67	= 2.92	121	293	259	707

End of 2nd split

<100	100's	125's	150's	175's	200's	225's	250's	275's	300's
34	2								
<400	400's	450's	500's	550's	600's	650's	700's	750's	800's
12									

Avg of Game 1	Avg of Game 2	Avg of Game 3
66.17	68.33	62.25

High game of 121 on week 29

Low game of 42 on week 18

High series of 293 on week 29

Low series of 138 on week 18

High average of 65.58 after bowling week 29

Low average of 50.67 after bowling week 18

High Scores by Game

Game #1: 90 on week 24 Game #2: 115 on week 22 Game #3: 121 on week 29

Note: This report includes information through April 15 which is Week 29 of 29

